



**Epochhomes**  
*fine custom modular homes*

**PRODUCT  
MANUAL**

**SECTION H  
HEATING &  
MISCELLANEOUS  
ELECTRIC**



Betterswitch Inc.



**Buderus**



## Introduction

Welcome to the Epoch Homes Product Manual. In it you will find many of the products you can select for your custom Epoch Home. Epoch Homes offers the widest selection of product choices for your custom home.

Epoch has always been recognized for the quality of the products we use in construction, as well as the care and detail with which we build every single home, be it a 900 square foot cottage or 15,000 square foot Modular Mansion. Our homes feature such high quality products as Andersen or Pella windows, Moen faucets, and Yorktown cabinets in hickory, maple, or oak. We use all plywood sheathing and subfloors, and foil backed sheetrock for added energy efficiency.

Throughout the Product Manual, product relative value is indicated by a three star system. You might find it helpful to think of the stars as representing an indication of good, better, and best, with 1 star representing good items, 2 stars representing better, and 3 stars representing best. As you probably are aware by now, Epoch Homes are fully custom homes and we want you to be able to select the items and designs that best fit your needs and desires. Simply as a place to start, Epoch includes Prestige products for our standard product selections. These Prestige products are included among the 2 star offerings. With so much selection, it is difficult to generalize, but alternate 2 star selections tend to have a minor price adjustment, 1 star items tend to have a more meaningful downward adjustment, and 3 star items tend to have an upward and sometimes significant upward price adjustment.

When the first modular homes factories started, most products used were inventoried. This system meant there was little flexibility for the customer. They had to choose from one or two colors of carpet and countertops, and only one brand of window, etc. Inventorying items also ties up capital and increases the final cost to consumers. Every house we build now is a custom order. This requires that customers make all their product and color choices no later than 4 weeks prior to production. We discourage changes after this point, because items will not make it on time to be included in the house. Remember, most houses only take five to ten business days to build once they go on line.

In making the selection of products offered here, Epoch has negotiated certain terms and conditions with our suppliers. To capitalize on the efficiencies of a production environment, our suppliers have agreed to inventory many items listed in our Product Manual. We also negotiate better prices whenever possible so we can pass those savings onto our customers. In addition, Epoch makes every effort to accommodate special orders, whenever practical. If a customer wants something not in the Product Manual, it needs to be evaluated to see if:


1. It is an item we feel comfortable in installing (sorry, as custom as we are, we can't put an Italian Marble fountain in the foyer )
2. It is feasible to get the product in a reasonable time before the house is to go on line
3. What are the consequences if it arrives broken (can we get another one in a timely manner? Will it hold up the production line?)
4. It is compatible with our building system (some items such as ductwork just cannot be installed in the factory)

Sometimes, when an item does not meet the above criteria, we will suggest deleting it from the factory order and having the builder install it on site. If it requires certain factory prep items, such as a framed opening or specific electrical circuitry, often Epoch can accommodate those things.

The bottom line is that the more our customers stick with the vast array of products offered in this catalog, the more they benefit from the efficiencies of the systems built home. In any case, Epoch believes that your home is the most important investment of your life, and we will make every effort to build you a home that reflects your lifestyle and budget.



## Base Board Heat



### FINE/LINE 15 SERIES



**Height: 7 in.**

**Depth: 2 5/8 in.**

**Length: 2 to 14 ft.**

Fine/Line 15, Slant/Fin's low profile baseboard, is ideal for hot water heating installations in homes or apartments. Rigid, channeled front panel and unique sure-grip brackets keep the panel in place. Fully modulating damper rides on metal pivots. Shipped fully assembled for fast, easy installation. Full range of matching precision accessories available. 1/2" or 3/4" copper heating element.



### Multi/Pak 80



**Height: 8 7/8"**

**Depth: 3 1/2"**

**Lengths: 2'-14'**

Multi/Pak 80 is the ideal choice for deluxe residential heating or for a broad range of light commercial heating requirements. With a choice of heating elements for hot water or steam systems, output ranges from 840 to 1030 Btuh (with 200°water temperature). It's built with hefty brackets and an 18-gauge front panel.



*Epoch Corp. reserves the right to substitute products of equal or greater value to meet production requirements*

Revised 9/1/07

## Radiant Heating ★ ★ ★

ThermoTile radiant floor heating mats can be installed under **most types of flooring**. ThermoTile is thin - about an 1/8 inch - which simplifies installation. Our radiant floor heating mats are made with **commercial-grade fiberglass mesh** that holds the heating cable flat for **fast and easy installation**, can be cut and manipulated to fit any floor space, and also acts as an anti-fracture membrane increasing floor strength. Other key features include **Zero EMF**, **Advanced Overheat Protection**, an **Industry Leading Lifetime Warranty**, and it's **Made in the USA**.



*ThermoTile™*

**Here are 5 great reasons why ThermoTile™ is the very best radiant floor heating mat whether you're remodeling or building a new home!**

**ThermoTile radiant floor heating is simple to install**, because it consists of a thin heating cable, less than 1/8" thick, that is factory mounted on a flat, sturdy mesh backing. No thick cables. No hot water pipes or mechanical parts or pumps to install or worry about. ThermoTile's contractor-grade durability will stand up on the job and can be **installed on any sub-floor**.

**ThermoTile's mesh can be cut with a knife or scissors and easily turned --** to fit the available space or to go around obstacles (e.g., toilet, island cabinet, support column).

**ThermoTile can be used under most floor coverings--** ceramic tile, porcelain, marble and stone. For vinyl, carpet and floating floors --simply imbed ThermoTile in a layer of self-leveling cement.

**ThermoTile is ideal for adding safe, low-cost warmth** to your kitchen, bathrooms, family room or laundry room. Just roll it out on the sub floor, cover it with thin-set mortar, and lay down ceramic tile. Then connect it (an electrician is required to insure proper connections).

**ThermoTile connects to your regular AC electric wiring.** Run the 10' armored, grounded lead wires (included) through the conduit and attach to a switch or thermostat. For maximum energy savings, use a programmable thermostat like the one pictured above. If installed in a kitchen, bath or other room where there's moisture, connect it to a circuit with GFCI (ground fault circuit interrupter). The programmable floor thermostat pictured above comes with a built-in GFCI. Each ThermoTile mat comes with 10' armored, grounded lead wires attached to one end of the mat for connecting to the thermostat. So, whether the mat is 5' or 80' long, there is no need to worry about returning the other end of the mat to the electric box.



*Epoch Corp. reserves the right to substitute products of equal or greater value to meet production requirements*

Revised 9/1/07

## Heating/Air Conditioning Duct Work



### Quiet Performance

The Unico System outperforms conventional heating and cooling systems by utilizing a patented high velocity stream of air. This air is delivered quietly and seamlessly into the room using our 2" outlets or the 8" x ¾" slotted diffuser.

While you will feel the comfort of our system, you won't hear it. The air handler is designed to isolate noise and vibration. Each module of our system is insulated such that the unit itself is quiet. In addition, our uniquely designed supply tubes are lined with sound-dampening, spun-bond nylon, providing you with quiet comfort.



Sound-dampening supply tubes deliver draft-free heating and cooling.



**The Unico System®**  
Small-Duct Central Heating & Air Conditioning

**Epochhomes**  
*fine custom modular homes*

*Epoch Corp. reserves the right to substitute products of equal or greater value to meet production requirements*

Revised 9/1/07

# Residential Sprinkler Systems



## **Sprinklers in Homes**

But what about our homes? Although we protect our businesses from fire, what actions do we take to protect our families, our homes, and our possessions from fire? Millions of Americans have installed smoke alarms in their homes in the past few years, but a smoke alarm can only alert the occupants to a fire in the house ... it cannot contain or extinguish a fire. Residential sprinkler systems can!

## **Sprinklers—The Solution**

Fires in residences have taken a high toll of life and property. In 2005 there were:

- 396,000 residential fires
- 3,055 civilian fire deaths
- 13,825 civilian fire injuries
- \$6.9 billion in property damage

*Source: National Fire Protection Association Fire Loss in the U.S. During 2005 Abridged Report.*

Studies by the Federal Emergency Management Agency's United States Fire Administration indicate that the installation of residential fire sprinkler systems could have saved thousands of lives, prevented a many injuries, and eliminated hundreds of millions of dollars in property losses. Sprinklers also reduce risk to firefighters who will now be fighting a fire at less intensity. Also, allocation of community resources can be improved with the adoption of home sprinkler technology.

## **Sprinklers Are a Good Investment for the Homebuyer**

- A fire occurs in a residential structure every 79 seconds, according to the U.S. Fire Administration.
- Families with children, senior citizens, and handicapped members have special fire protection needs. Home sprinkler systems provide added protection for these people.
- In case of a home fire, firefighters will have less risk of injury or life loss since they will be fighting a fire of less intensity.
- Allocation of community resources can be improved with the adoption of home sprinkler technology.
- Communities will be able to make better utilization of available land and thereby increase their tax base.



*Epoch Corp. reserves the right to substitute products of equal or greater value to meet production requirements*

Revised 9/1/07

# Advantages of Newly Designed Home Sprinkler Systems

## Fast Response

Residential sprinklers, listed by Underwriters Labs, are now available. They are designed to respond to a fire much faster than currently available standard commercial and industrial sprinkler systems. The new home sprinklers react automatically to fires more quickly because of their improved sensitivity.

## Small Size

For residential systems, the sprinklers will be smaller than traditional, commercial, and industrial sprinklers, and can be aesthetically coordinated with any room decor.

## Minimal Installation Work

When homes are under construction or being remodeled, a home sprinkler system will require minimal extra piping and labor.

## Low Water Requirement

These systems will require less water than the systems installed in industrial or commercial establishments and can be connected to the domestic water supply.

## Piping Requirements

In addition to metallic pipe, the use of plastic pipe has brought down the cost of installation in new construction and the retrofit of existing structures.



*Epoch Corp. reserves the right to substitute products of equal or greater value to meet production requirements*

Revised 9/1/07

## Test Your Home Sprinkler System's I.Q.

Here are five statements about home sprinkler systems. Are they true or false?

**When one sprinkler goes off, all the sprinklers activate.**

False! Only the sprinkler over the fire will activate. The sprinkler heads react to temperatures in each room individually. Thus, fire in a bedroom will activate only the sprinkler in that room.

**A sprinkler could accidentally go off, causing severe water damage to a home.**

False! Records, which have been compiled for well over 50 years, prove the likelihood of this occurring is very remote. Furthermore, home sprinklers will be specifically designed and will be rigorously tested to minimize such accidents.

**Water damage from a sprinkler system will be more extensive than fire damage.**

False! The sprinkler system will severely limit a fire's growth. Therefore, damage from a home sprinkler system will be much less severe than the smoke and fire damage if the fire had gone on unabated, or even the water damage caused by water from firefighting hose lines.

**Home sprinkler systems are expensive.**

False! Current estimates suggest that when a home is under construction, a home sprinkler system could cost less than 1% of the total building price.

**Residential sprinkles are ugly.**

False! The traditional, commercial-type sprinklers as well as sprinklers for home use are now designed to be virtually hidden from plain view.



*Epoch Corp. reserves the right to substitute products of equal or greater value to meet production requirements*

Revised 9/1/07

# Smoke Detectors ★ ★



**U.S. Model #PE 120E**  
**Series:** Photoelectric Smoke Alarm

**Features:**


- Photoelectric Sensor
  - Battery Back-up
  - Quick Connect Harness
  - Test/Reset Button
  - 5 Year Warranty
- 



**U.S. Model #HD 135F**  
**Series:** Heat Detector

**Features:**

- Thermal Sensor (triggers at 135F)
  - Battery Back-Up
  - Quick Connect Harness
  - Test Button
- 



**U.S. Model #900-0114E**

**Series:** Combination Smoke and Carbon Monoxide Detector

**Features:**


- Differentiates smoke and carbon monoxide
- Battery Back-Up
- Quick Connect Harness
- Test/Reset Button
- 5 Year Warranty



*Epoch Corp. reserves the right to substitute products of equal or greater value to meet production requirements*

*Revised 9/1/07*


## Bathroom Fan/Light



U.S. Model #769RL

**Features:**

- 70 CFM air movement quietly ventilates baths
- Bright 60W ceiling light
- UL listed for tub/shower with GFI wiring



U.S. Model #8664RP

**Features:**

- Deluxe Fan-Light
- Powerful 100 CFM air movement quietly ventilates baths up to 95 sq. ft.
- Bright 100W ceiling light
- UL listed for tub/shower with GFI wiring
- A Maximum Performance Product guaranteed for as long as you own your home



U.S. Model #665P

Series: Heat-A-Ventlite

**Features:**

- 70 CFM air movement quietly ventilates baths
- Bright 100W ceiling light
- 1500W fan-forced heat
- UL listed for tub/shower with GFI wiring

**NuTone®**

BUILDING SOLUTIONS FOR TODAY'S LIFESTYLES

*Epoch Corp. reserves the right to substitute products of equal or greater value to meet production requirements*

**Epochhomes**  
*fine custom modular homes*

Revised 9/25/07

H-8



**U.S. Model #FV-11VQ3  
Series: WhisperCeiling**

**Features:**

- 110 CFM air volume
- 13" Grille size
- 4" duct
- Quiet operation - 0.8 sone
- ENERGY EFFICIENT
- Condenser fan motors are specially designed for low power consumption.
- Condenser motor - long life (30,000 hours continuous running)
- Thermal fuse protected for safety
- Contemporary grille design
- Smooth, curved housing improves air flow and reduces noise



**U.S. Model #FV-11VQL4  
Series: Whisperlite**

**Features:**

- 110 CFM air volume
- 13" Grille size
- 4" duct
- Quiet operation - 1.0 sones
- Condenser motor - long life (30,000 hours continuous running)
- Thermal fuse protected for safety
- Contemporary grille design
- Smooth, curved housing improves air flow and reduces noise
- ENERGY EFFICIENT
- 2 Panasonic Quick Start (flicker free), 13 watt energy efficient lamps included

**Panasonic®**

**Epochhomes**  
*fine custom modular homes*

*Epoch Corp. reserves the right to substitute products of equal or greater value to meet production requirements*

Revised 9/25/07

H-9

## Built in Fans



**U.S. Model #FV-08WQ1 Panasonic**  
**Series: WhisperWall air exchanger**



### Features:

- 70 CFM air volume
- Quiet operation - 1.1 sones
- Condenser motor - long life (30,000 hours continuous running)
- Flexible duct adjust to wall thickness
- Thermal fuse protected for safety
- Contemporary grille design
- Manufactured in certified ISO 9001 facilities
- Smooth, curved housing improves air flow and reduces noise



**U.S. Model #WHV30-02 Nutone**  
**Series: Direct Drive Fan**

### Features:

- Whole-House Ventilator
- Direct drive 4800 CFM fan
- Two speed 1/3 HP Motor
- Includes white louver and plenum skirting
- 34" X 34"



**Panasonic®**

**NuTone®**

**Epochhomes**  
*fine custom modular homes*

*Epoch Corp. reserves the right to substitute products of equal or greater value to meet production requirements*

*Revised 9/25/07*

## Range Hood



**U.S. Model #QS130**  
**Series: Allure I**



**Features:**

- 30"
- Quiet 1.5 sones at normal speed, 220 CFM high setting
- Fully enclosed design for easy cleaning
- Standard large filters, dishwasher safe
- Two-level light setting
- Dual Halogen Lamp design
- Two speed contoured rocker switch control
- Available in: White, Almond, Biscuit, Black and Stainless Steel



*Epoch Corp. reserves the right to substitute products of equal or greater value to meet production requirements*

Revised 9/25/07

## Built-in Stereo Speaker



Wide spacious sound coverage from speakers designed for flush-mount in-wall or ceiling placement. Connect to your stereo or surround sound components for movie and music sound. Easily installed and able to be painted.

---

---

**BOSE**

**Epochhomes**  
*fine custom modular homes*

*Epoch Corp. reserves the right to substitute products of equal or greater value to meet production requirements*

Revised 12/7/06

H-12

## Central Vacuum



### **Power Unit Fan-Cooled U.S. Model #CV353**



- Central Cleaning Power Unit
- Recommended for up to 3,500 sq. ft. homes
- Fan-cooled 3-stage universal bypass motor
- Large 6-gallon dirt receptacle bag
- 120 volts
- 94 CFM, 134" water lift
- Guaranteed for as long as you own your home
- Turbo Head included



### **Power Unit Two-Fan-Cooled U.S. Model # CV450**



- Central Cleaning Power Unit
- Recommended for up to 5,000 sq. ft. homes
- Two fan-cooled 2-stage universal bypass motors
- Large 6-gallon dirt receptacle bag
- 120 volts
- 96 CFM, 149" water lift
- Guaranteed for as long as you own your home
- Turbo Head included



### **Deluxe Electric Power Brush U.S. Model # CT600**



- Deluxe Electric Power Brush
- Add extra cleaning power to your Central Cleaning System with this optional accessory
- Motorized roller bar and replaceable beater bar gets dirt out of all types of carpet
- 14" width offers greater cleaning efficiency
- 4-position height adjustment
- Dual brush edge-cleaning
- Extra long built-in light maximizes cleaning visibility

**NuTone®**

BUILDING SOLUTIONS FOR TODAY'S LIFESTYLES

**Epochhomes**  
*fine custom modular homes*

*Epoch Corp. reserves the right to substitute products of equal or greater value to meet production requirements*

Revised 9/1/07

H-13

## Disposals



**U.S. Model #Badger® 5**

**Features:**

- 1/2 Horsepower Heavy Duty Motor (Quiet Dura-Drive® Induction Motor).
- 2-year *We Come To You™* **IN-HOME** Parts and Labor Service Warranty.
- Rugged Galvanized Steel Construction (For Disposer Durability).
- Space-Saving Compact Design.



**U.S. Model #PRO XL**

**Series: Evolution Pro Excel**



**Features:**

- Exclusive Auto-Reverse Grind System™ Helps Prevent Jams, Extends Product Life, and Provides Extra Sanitation.
- 1.0 Horsepower Heavy Duty Motor (Quiet Dura-Drive® Induction Motor).
- 7-Year *We Come To You™* **IN-HOME** Parts and Labor Service Warranty.
- Sound Reduction System (Insulated Outer Shell and Secondary Sound Baffle Ensure Quiet Operation).
- Stainless Steel Grinding Components (For Increased Durability).
- Over 30% more power than any other model.

## Light Switches



**Decora  
Light Switch**



**Toggle  
Light Switch**



**Decora Slide  
Dimmer**



**Lutron Toggle  
Dimmer**

*Note: All switches, outlets, and faceplates come standard in white. Epoch does not stock other colors. As always, custom light switches may be installed on site by the G.C.*



*Epoch Corp. reserves the right to substitute products of equal or greater value to meet production requirements*

Revised 9/25/07

H-14

## Door Jamb Switch



**U.S. Model #BS-200**

The Power Controller Switching System comes complete with the Power Controller, Reed Switch and Magnet. Available for Flush or Surface Mount Applications.

BETTERSWITCH Inc. has the most versatile door switches on the market! The compact design disappears when installed, you'll be amazed to discover that it is only 3/8 of an inch in diameter. It can be painted or stained. If you have bi-fold doors or mirrored wardrobe sliding doors it makes no difference. The Betterswitch power controller switching system works where ever automated switching of power is needed! It's a nice finishing touch to automatically illuminate an entry coat closet for your guests by opening the door. The POWER CONTROLLER can be Installed in any Electrical Light Fixture, Receptacle or Motor Housing. Only low voltage wiring is needed to connect the small contact switch at the remote location. This contact switch is triggered by the opening of a door or drawer.



Betterswitch Inc.



**Epochhomes**  
*fine custom modular homes*

*Epoch Corp. reserves the right to substitute products of equal or greater value to meet production requirements*

Revised 9/25/07